

EX50



KOMATSU[®]



The Forklift With Proven Ability.[™]

PNEUMATIC TIRE FORKLIFTS

22,000 – 35,000 LBS. CAPACITY | DIESEL

EPA TIER 3 / EU STAGE IIIA EMISSION COMPLIANT

Environment & Economy are the buzz words for the next generation.

The EX50 Series is our answer for it.

Komatsu put its technologies and know-how into the design and construction of a new engine, which is proof of our careful consideration of the next step. With its four new, key, cutting edge technologies, the new engine provides reliable power with better fuel efficiency, maximum productivity, and lowered operating costs, while maintaining a high level of environmental friendliness.

Engine Technologies

Key Technology-1

Electronic Control System

Key Technology-2

Heavy duty HPCR System

Key Technology-3

New Combustion System

Key Technology-4

Air to Air Charge Air Cooling System

22,000 lbs./25,000 lbs./30,000 lbs./33,000 lbs./35,000 lbs.
10t / 11.5t / 13.5t / 15t / 16t



Diesel Pneumatic-Tire Trucks
EPA Tier 3/EU Stage IIIA Emission Compliant

EX50
S E R I E S

Born of unsurpassed technologies
Shaped from a deep thoughtfulness
for the environment.




ENVIRONMENTAL SAFETY

The new engine adopts the latest technologies that support both reliable power and environmental friendliness

EPA Tier 3 / Euro IIIA compliant Komatsu SAA6D107E-1 engine adopts Komatsu's latest engine technologies, and dramatically reduces NOx and PM in the exhaust. Each system also successfully interacts for better fuel efficiency and lower noise levels. Reliable fuel filters keep systems running at peak performance and protects components. The engine offers full performance and power even in the most severe conditions.

- **Rated Output : 122kW @ 2,200rpm**
- **Maximum Torque : 575Nm @ 1,600rpm**



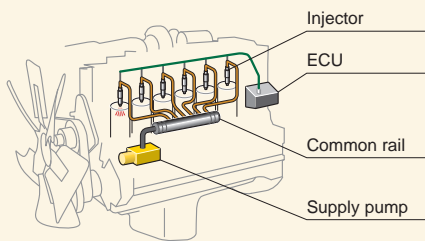
**HIGH POWER CLEAN DIESEL ENGINE
Komatsu SAA6D107E-1**

Key Technology-1: Electronic Control System

The center control unit quickly processes signals from various sensors on the vehicle in order to produce maximum power in any condition, eliminating possible loss of engine performance.

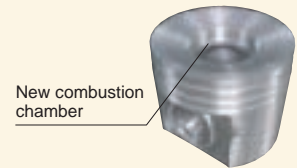
Key Technology-2: Heavy Duty HPCR System

High pressure compressed fuel is stored in an accumulator chamber called a common rail. The fuel is injected into each cylinder at the proper time by an ECU (Electronic Controlled Unit). This HPCR (High Pressure Common Rail) system optimizes fuel burn and greatly reduces fuel consumption.




Key Technology-3: New Combustion System

The unique shape of the combustion chamber at the top surface of each piston facilitates complete fuel burning by optimizing conditions, timing, and amounts of fuel injection, which helps reduce NOx and PM in the exhaust, while also reducing fuel consumption.



Key Technology-4: Air to Air Charge Air Cooling System

This technologically advanced system cools high temperature air blown by the turbocharger and supplies it to the cylinders to maximize the cooling effect. As a result, the system maximizes combustion efficiency and emission performance, delivering high output while reducing NOx and overall fuel consumption.




SECURITY

Wet disc brake system for increased durability in even the toughest work environments.

The EX50 features a standard wet disc brake system that offers improved durability and performance over a traditional drum brake system. Due to its dustproof and waterproof enclosed design, the wet disc brake system can deliver high durability, resulting in reduced maintenance costs over time*. Regardless of your working conditions, the wet disc brake system can have a positive impact on overall operating costs.

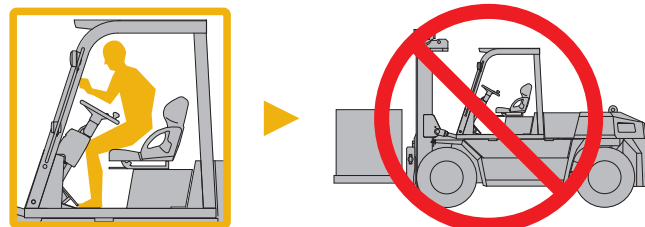
*Oil replacement and regular inspections are required.



KOPS Plus system automatically stops travel, lift, lower and tilt functions when the operator leaves the seat for longer than 3 seconds.

The EX50 features KOPS Plus to protect people and equipment if the operator leaves the seat. If the seat is vacant for more than 3 seconds, KOPS Plus automatically locks out all lift, lower, tilt, and travel functions. The operator must return to the seat in order to unlock the system. A flashing yellow light on the dash display alerts the operator when the KOPS Plus system is activated. KOPS Plus meets the requirements of ISO3691-1, a worldwide safety standard.

*This system is not intended to forcibly brake the vehicle while it is moving or engaged in drive.



Excellent visibility, operator comforts, and ease of operation; All designed to deliver greater operator productivity and efficiency.

MANEUVERABILITY

High performance top-end travel speed is achieved through the use of electronically controlled forward/reverse lever and responsive transmission

A best-in-class combination of the powerful engine and responsive powershift transmission delivers excellent maneuverability and a high performance combination of travel speed, acceleration, lift speed, and gradeability.

- **Traveling Speed (Unloaded) : 19.9mph/32km/h**
- **Gradability (FD 100) : 38% (21 degrees)**


Best-in-class lift speeds ensure fast and efficient cycle times

Fast and efficient lift speeds are achieved in both loaded and unloaded conditions through optimization of a new hydraulic load sensing valve circuit system and large capacity, oil-level efficient tandem hydraulic pump system.


- **Lifting Speed (Loaded/FD100) : 92.5fpm/470mm/s**

COMFORT

Operational visibility is greatly enhanced through improvements to the shape of the top of the counterweight and through an increased distance between the inner mast rails



Rearward visibility has been greatly improved through a downward angle to the top edge of the counterweight. Also forward visibility has been improved by repositioning the lift chains to the outside of the rails, allowing the inner visibility window to be expanded to 25.3" (642 mm).



- **Inner width of the mast (FD100/2200 PD) : 25.3"/642mm**

Low noise design and complete sound insulation reduces noise levels heard at the operator's ear

- **Noise at low idle : 72dB (A)**

New operator's suspension seat

A newly designed suspension seat with retractable seat belt features a high support structure that securely holds and balances the operator's body, thereby reducing fatigue even during long work periods.



Komatsu's Hydraulic Suspension Cab (HSC) mounts provide the ultimate in operator comfort even during long work shifts.

Komatsu's HSC mount system raises the operator's cab from the vehicle chassis with a hydraulic suspension system that absorbs most operational vibration, thereby helping to improve operator comfort and reduce fatigue.



Efficient designs and ergonomic functionalities greatly increase operational comforts

- 1 Easy-to-read, integrated meter panel increases operator awareness
- 2 Combination headlamp switch and directional signal (Auto-return)
- 3 Tilt steering wheel for increased operator comfort





SERVICEABILITY

Large capacity fuel tank reduces the need for frequent fill-ups and easy-to-see inspection windows show fuel and oil levels

Longer run times are achieved through increased fuel efficiency and the large capacity fuel tank. Easy-to-see inspection windows mounted outside of both fuel and oil tanks to allow quick and easy inspection of available fuel and oil levels.



For oil

For fuel

● Fuel Tank (FD100 - FD115) : **68.7 USgal [260 L]**
 (FD135 - FD150E - FD180E) : **74.0 USgal [280 L]**

High serviceability: non-bolted floor plates and side covers and quick-open/close engine hood

An air cleaner with automatic dust ejector increases filter life

A unique air cleaner automatically ejects air-borne dust to reduce clogging of the filter element, thus improving suction efficiency and improving filter element life.

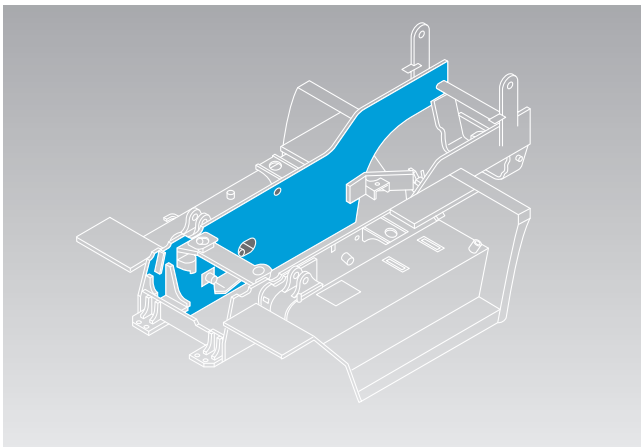
A reserve tank for engine coolant keeps the system at a constant level and eliminates the need for frequent refills



STRENGTH

A highly rigid frame enhances truck durability and load handling performance

Use of a main frame structure that consists of a single piece of thick plate steel provides high rigidity against twisting caused by static steering, turning, or uneven surfaces, resulting in excellent truck durability and load-handling performance.



Rigid, high strength mast ensures reliability

Rolled steel outer mast rails and designs consistent with our heritage in heavy construction and mining equipment, ensure high strength, durability, and a high level of reliability.



Wide Variety of Attachments & Options to Meet Application and Environmental Needs

Options

Cold climate protection
Rotating light
Rear work light
Speedometer
Load indicator
Special length forks
Air cleaner with pre-cleaner
Spark arrester
Rear under mirror
Steel cabin
Air conditioner
Heater
Swivel seat
Locking fuel cap
Rearview mirrors
Backup alarm
Amber strobe light
Tilt cylinder boots
Steer cylinder boots
Solid pneumatic tires

Steel Cabin



Provides a comfortable and quiet working environment with good visibility for the operator

- Front and rear corners of glass for enhanced visibility
- Quick-release door lock lever
- Ceiling mounted air conditioner for expanded working space within the cabin
- A high mount cabin can be selected for a higher view of the load
- Attachable wipers for front, rear, and roof glass (two wipers for the front glass, and window washers for front and rear glasses)
- Built-in high-capacity alternator
- Cabin lighting

Attachments

Side shifter
Side shifting fork positioner (Independent move)
Fork positioner (Independent move)
Fork positioner with side shift function (Simultaneous move)
Manipulator*
Ram*
Crane*
Pole carrier forks*
Furnace changer*
Tire handler*

*Available upon request

Tire Handler



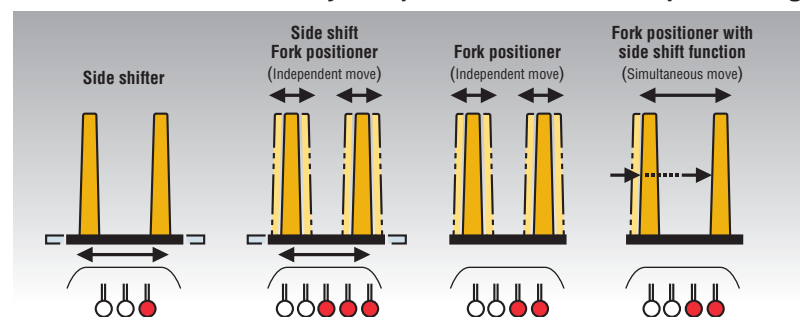
Komatsu offers an exclusive design that provides reliability and versatility

This attachment holds and rotates a huge construction machinery tire, making tire exchange faster, easier, and smoother.

Side shifter - Fork positioner



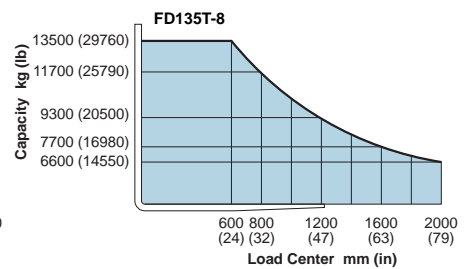
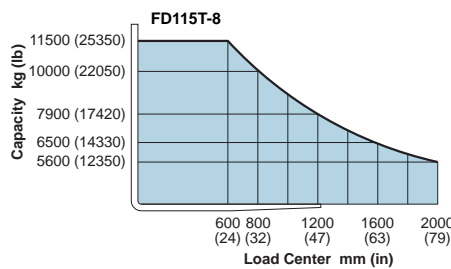
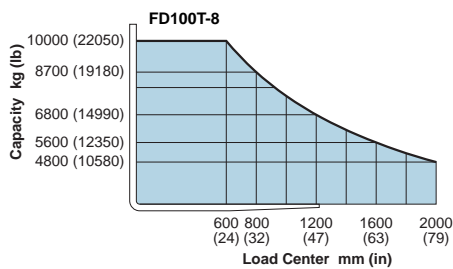
Enhances forward visibility and provides smooth fork positioning



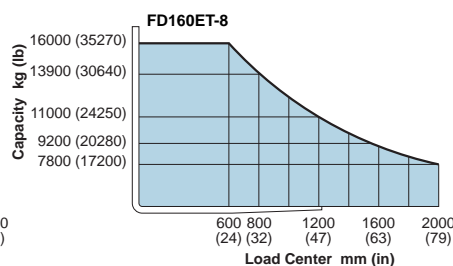
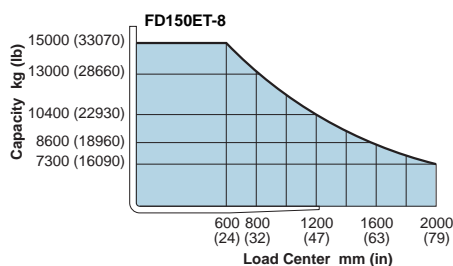
CAPACITY CHART

Maximum Load and Overall Height of Mast by Lifting Height (Double mast, load center: 600mm)

Model	FD100T-8				FD115T-8				FD135T-8			
2-stage view mast												
Maximum fork height mm (in)	Overall height mm (in) Lowered/Extended	Load capacity* kg (lb)	Free lift mm (in)	Back tilt restriction	Overall height mm (in) Lowered/Extended	Load capacity* kg (lb)	Free lift mm (in)	Back tilt restriction	Overall height mm (in) Lowered/Extended	Load capacity* kg (lb)	Free lift mm (in)	Back tilt restriction
3000 (118)	2890/4400 (113.8/173.2)	10000 (22,000)	0 (0)	12°	3160/4670 (124.4/183.9)	11500 (25,000)	0 (0)	12°	3170/4680 (124.8/184.3)	13500 (30,000)	0 (0)	12°
3300 (130)	3040/4700 (119.7/185.0)	10000 (22,000)			3310/4970 (130.3/195.7)	11500 (25,000)			3320/4980 (130.7/196.1)	13500 (30,000)		
3500 (138)	3140/4900 (123.6/192.9)	10000 (22,000)			3410/5170 (134.3/203.5)	11500 (25,000)			3420/5180 (134.6/203.9)	13500 (30,000)		
3700 (146)	3240/5100 (127.6/200.8)	10000 (22,000)			3510/5370 (138.2/211.4)	11500 (25,000)			3520/5380 (138.6/211.8)	13500 (30,000)		
4000 (157)	3390/5400 (133.5/212.6)	10000 (22,000)			3760/5770 (148.0/219.3)	11500 (25,000)			3770/5780 (148.4/227.6)	13500 (30,000)		
4500 (177)	3740/6000 (147.2/236.2)	10000 (22,000)			4010/6270 (157.9/246.8)	11500 (25,000)			4020/6280 (158.3/247.2)	13500 (30,000)		
5000 (197)	4140/6650 (163.0/261.8)	10000 (22,000)			4460/6970 (175.6/274.4)	11500 (25,000)			4470/6980 (176.0/274.8)	13500 (30,000)		
5500 (217)	4440/7200 (174.8/283.5)	9000 (19,800)			4710/7470 (185.4/294.1)	10000 (22,000)			4720/7480 (185.8/294.5)	12000 (26,500)		
6000 (236)	4690/7700 (184.6/303.1)	8000 (17,600)			4960/7970 (195.3/313.8)	9000 (19,800)			4970/7980 (195.7/314.2)	11000 (24,300)		



Model	FD150ET-8				FD160ET-8			
2-stage view mast								
Maximum fork height mm (in)	Overall height mm (in) Lowered/Extended	Load capacity* kg (lb)	Free lift mm (in)	Back tilt restriction	Overall height mm (in) Lowered/Extended	Load capacity* kg (lb)	Free lift mm (in)	Back tilt restriction
3000 (118)	3270/4780 (128.7/188.2)	15000 (33,000)	0 (0)	12°	3290/4800 (129.5/189.0)	16000 (35,300)	0 (0)	12°
3300 (130)	3420/5080 (134.6/200.0)	15000 (33,000)			3440/5100 (135.4/200.8)	16000 (35,300)		
3500 (138)	3520/5280 (138.6/207.9)	15000 (33,000)			3540/5300 (139.4/208.7)	16000 (35,300)		
3700 (146)	3620/5480 (142.5/215.7)	15000 (33,000)			3640/5500 (143.3/216.5)	16000 (35,300)		
4000 (157)	3770/5780 (148.4/227.6)	15000 (33,000)			3790/5800 (149.2/228.3)	16000 (35,300)		
4500 (177)	4020/6280 (158.3/247.2)	15000 (33,000)			4040/6300 (159.1/248.0)	16000 (35,300)		
5000 (197)	4470/6980 (176.0/274.8)	15000 (33,000)			4490/7000 (176.8/275.6)	16000 (35,300)		
5500 (217)	4720/7480 (185.3/294.5)	13500 (29,800)			4740/7500 (186.6/295.3)	14500 (32,000)		
6000 (236)	4970/7980 (195.7/314.2)	12000 (26,500)			4990/8000 (196.5/315.0)	13000 (28,700)		



Standard mast is shown in broad frame.
*Load capacity at 600mm (24in.) load center.

Capacities shown are for trucks equipped with 2-stage view mast up through 5000mm (197in.) maximum fork.

Performance specifications are affected by the conditions of the vehicle and how it is equipped as well as the nature and conditions of the operating area. If these specifications are critical, please discuss the proposed application with your distributor or dealer.

Specifications

		Manufacturer's Designations		FD100T-8	FD115T-8	FD135T-8		
Characteristics	1.2	Model		FD100T-8	FD115T-8	FD135T-8		
	1.3	Power Type		Diesel	Diesel	Diesel		
	1.4	Operation Type		Sitting	Sitting	Sitting		
	1.5	Rated Capacity	Q	Rated Capacity kg (lb)	10000 (22,000)	11500 (25,000)	13500 (30,000)	
	1.6	Load Center	c	Rated Load Center mm (in)	600 (24)	600 (24)	600 (24)	
	1.8	Load Distance	x	Front Axle Center to Fork Face mm (in)	695 (27.4)	715 (28.1)	740 (29.1)	
1.9	Wheelbase	y	mm (in)	2800 (110.2)	2800 (110.2)	3100 (122.0)		
Weight	2.1	Service Weight		kg (lb)	12980 (28,620)	14360 (31,660)	15480 (34,130)	
	2.2	Axle Loading	Loaded	Front	kg (lb)	20860 (45,990)	23490 (51,790)	26450 (58,310)
	2.2.1			Rear	kg (lb)	2120 (4,670)	2370 (5,220)	2530 (5,580)
	2.3		Unloaded	Front	kg (lb)	6230 (13,730)	6590 (14,530)	7110 (15,670)
	2.3.2			Rear	kg (lb)	6750 (14,880)	7770 (17,130)	8370 (18,450)
Tires	3.1	Tire Type		Pneumatic	Pneumatic	Pneumatic		
	3.2	Tire Size		9.00-20-14PR (I)	10.00-20-14PR (I)	11.00-20-14PR (I)		
	3.3	Rear		9.00-20-14PR (I)	10.00-20-14PR (I)	11.00-20-14PR (I)		
	3.5	Number of Wheel		Front/Rear (x=driven)	4x/2	4x/2	4x/2	
	3.6	Tread, Front	b10	mm (in)	1700 (66.9)	1700 (66.9)	1770 (69.7)	
	3.7	Tread, Rear	b11	mm (in)	1900 (74.8)	1890 (74.4)	1890 (74.4)	
	Dimensions	4.1	Tilting Angle	α/β	Forward/Backward degree	6/12	6/12	6/12
4.2		Mast Height, Lowered	h1	with Std. Mast mm (in)	2890 (113.8)	3160 (124.4)	3170 (124.8)	
4.3		Std. Free Lift	h2	with Std. Mast from Ground mm (in)	0 (0.0)	0 (0.0)	0 (0.0)	
4.4		Std. Lift Height	h3	with Std. Mast from Ground mm (in)	3000 (118)	3000 (118)	3000 (118)	
4.5		Mast Height, Extended	h4	with Std. Mast mm (in)	4400 (173.2)	4670 (183.9)	4680 (184.3)	
4.7		Height, Overhead Guard	h6	mm (in)	2780 (109.4)	2800 (110.2)	2810 (110.6)	
4.19		Length, with Std. Forks	l1	mm (in)	5465 (215.2)	5505 (216.7)	5860 (230.7)	
4.20		Length, to fork face	l2	mm (in)	4245 (167.1)	4285 (168.7)	4640 (182.7)	
4.21		Width, at tire	b1	mm (in)	2280 (89.8)	2310 (90.9)	2410 (94.9)	
4.22		Forks	s/e/l	Thickness/Width/Length mm (in)	75x170x1220 (3.0x6.7x48.0)	75x185x1220 (3.0x7.3x48.0)	80x185x1220 (3.1x7.3x48.0)	
4.23		Fork Carriage Class	ISO 2328, Type A/B/no		Pin Mount	Pin Mount	Pin Mount	
4.24		Width, Fork Carriage	b3	mm (in)	2140 (84.3)	2140 (84.3)	2200 (86.6)	
4.31		Ground Clearance	m1	Under the Mast mm (in)	250 (9.8)	250 (9.8)	260 (10.2)	
4.32			m2	at the center of wheelbase mm (in)	325 (12.8)	345 (13.6)	350 (13.8)	
4.33		Right Angle Stacking Aisle	Ast	mm (in)	6115 (240.7)	6145 (241.9)	6460 (254.3)	
4.35	Turning Radius	Wa	mm (in)	4000 (157.5)	4010 (157.9)	4300 (169.3)		
Performance	5.1	Travel Speed (FWD)	Loaded, 1st/2nd/3rd	km/h (mph)	8.5/18/28 (5.3/11.2/17.4)	8.5/19/28 (5.3/11.8/17.4)	9/19.5/27.5 (5.6/12.1/17.1)	
	5.1.1		Unloaded, 1st/2nd/3rd	km/h (mph)	9/20/32 (5.6/12.4/19.9)	9/21/32 (5.6/13.0/19.9)	9.5/21/32 (5.9/13.0/20.2)	
	5.2	Lifting Speed	Loaded/Unloaded	mm/s (fpm)	470/500 (93/98)	430/450 (85/89)	350/375 (69/74)	
	5.3	Lowering Speed	Loaded/Unloaded	mm/s (fpm)	400/500 (78.7/98.4)	400/500 (78.7/98.4)	400/500 (78.7/98.4)	
	5.6	Max. Drawbar Pull	Loaded	kN (lb)	105 (23,800)	103 (23,300)	101 (22,700)	
	5.8	Max. Gradeability	Loaded 1.5km/h, 3min rating	%	38	32	27	
	5.10	Service Brake	Operation/Control		Foot/Hydraulic, Powered	Foot/Hydraulic, Powered	Foot/Hydraulic, Powered	
	5.11	Parking Brake	Operation/Control		Hand/Mechanical	Hand/Mechanical	Hand/Mechanical	
	5.12	Steering	Type		Hydraulic Power Steering	Hydraulic Power Steering	Hydraulic Power Steering	
	6.4	Battery	Voltage/Capacity at 5-hour rating V/Ah		24/80	24/80	24/80	
Drive	7.1	Maker/Model		Komatsu SAA6D107E-1	Komatsu SAA6D107E-1	Komatsu SAA6D107E-1		
	7.2	Rated Output, SAE net kW (HP)		122 (164)	122 (164)	122 (164)		
	7.3	Rated Speed min ⁻¹		2200	2200	2200		
	7.3.1	Max Torque, SAE net N-m (lbf)@min ⁻¹		575 (424)@1600	575 (424)@1600	575 (424)@1600		
	7.4	No. of Cylinder/Displacement cm ³ (cu.in)		6/6690 (408)	6/6690 (408)	6/6690 (408)		
Others	7.6	Fuel Tank Capacity Ltr (US gal)		260 (68.7)	260 (68.7)	280 (74.0)		
	8.2	Relief Pressure for Attachment bar (psi)		215 (3,118)	215 (3,118)	215 (3,118)		
	8.2.1	Hydraulic Tank Capacity Ltr (US gal)		180 (48)	180 (48)	210 (55)		
	8.6	Clutch		Torque Converter	Torque Converter	Torque Converter		

Specifications are subject to change without notice.

The performance values indicated herein represent nominal values obtained under typical operating conditions.

FD150ET-8	FD160ET-8		
Diesel	Diesel	1.2	Characteristics
Sitting	Sitting	1.3	
15000 (33,000)	16000 (35,000)	1.4	
600 (24)	600 (24)	1.5	
750 (29.5)	750 (29.5)	1.6	
3100 (122.0)	3100 (122.0)	1.8	
16570 (36,530)	17200 (37,920)	1.9	
28740 (63,360)	30140 (66,450)	2.1	
2830 (6,240)	3060 (6,750)	2.2	Weight
7210 (15,900)	7170 (15,810)	2.2.1	
9360 (20,640)	10030 (22,110)	2.3	
Pneumatic	Pneumatic	2.3.2	
11.00-20-16PR (I)	12.00-20-16PR (I)	3.1	
11.00-20-16PR (I)	12.00-20-16PR (I)	3.2	
4x2	4x2	3.3	
1770 (69.7)	1770 (69.7)	3.5	Tires
1890 (74.4)	1870 (73.6)	3.6	
6/12	6/12	3.7	
3270 (128.7)	3290 (129.5)	4.1	
0 (0.0)	0 (0.0)	4.2	
3000 (118)	3000 (118)	4.3	
4780 (188.2)	4800 (189.0)	4.4	
2810 (110.6)	2830 (111.4)	4.5	Dimensions
5920 (233)	6020 (237)	4.6	
4700 (185)	4800 (189)	4.7	
2410 (94.9)	2480 (97.6)	4.1.9	
85x190x1220 (3.3x7.5x48.0)	85x210x1220 (3.3x8.3x48.0)	4.2.0	
Pin Mount	Pin Mount	4.2.1	
2200 (86.6)	2200 (86.6)	4.2.2	
250 (9.8)	270 (10.6)	4.2.3	
350 (13.8)	370 (14.6)	4.2.4	
6520 (256.7)	6670 (262.6)	4.3.1	
4350 (171.3)	4500 (177.2)	4.3.2	
9/19.5/27.5 (5.6/12.1/17.1)	9.5/20/28 (5.9/12.4/17.4)	4.3.3	
9.5/21/32 (5.9/13.0/20.2)	10/21.5/32 (6.2/13.4/20.5)	4.3.4	
325/350 (64/69)	320/345 (63/68)	4.3.5	
400/400 (79/79)	400/400 (79/79)	5.1	Performance
94 (21,350)	94 (21,170)	5.1.1	
23	22	5.2	
Foot/Hydraulic, Powered	Foot/Hydraulic, Powered	5.3	
Hand/Mechanical	Hand/Mechanical	5.6	
Hydraulic Power Steering	Hydraulic Power Steering	5.8	
24/80	24/80	5.10	
Komatsu SAA6D107E-1	Komatsu SAA6D107E-1	5.11	
122 (164)	122 (164)	5.12	Drive
2200	2200	6.4	
575 (424)@1600	575 (424)@1600	7.1	
6/6690 (408)	6/6690 (408)	7.2	
280 (74.0)	280 (74.0)	7.3	
215 (3,118)	215 (3,118)	7.3.1	
210 (55)	210 (55)	7.4	
Torque Converter	Torque Converter	7.6	Others
		7.6	
		8.2	
		8.2.1	
		8.6	

Standard Equipment

Automatic "autoshift" torqueflow transmission
Wet disc brake system
KOPS Komatsu Operator Presence Sensing system
UL Specification
Headlights
Turn signal lamps
Charge warning lamps
Safety checker
Hourmeter
Fuel gauge
Torque converter oil temperature gauge
Water temperature gauge
Neutral safety switch
Brake oil pressure warning buzzer
Torque converter oil cooler
Tiltable steering column
Full suspension seat - vinyl
Horn
Overhead guard
Drawbar pin
Cyclonic air cleaner
Notch-release parking brake



Full-open steps

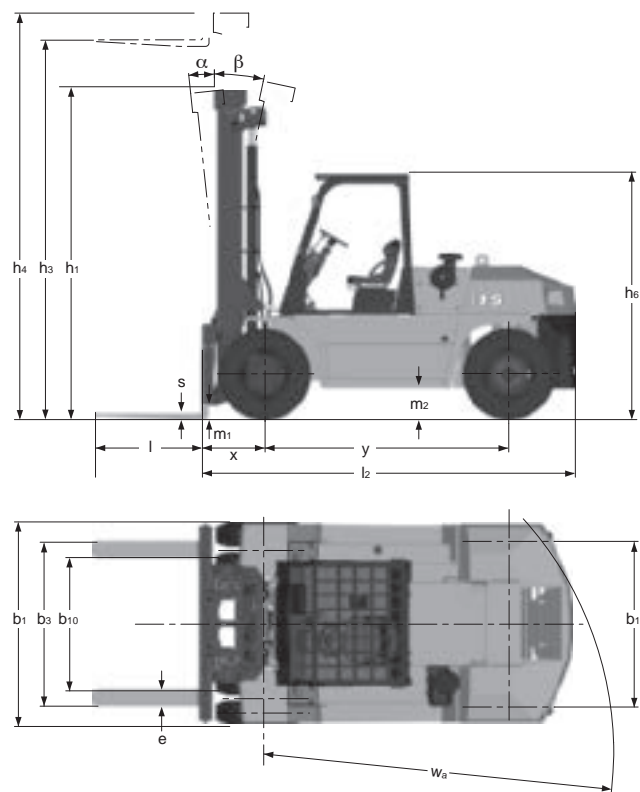


Notch-release parking brake



Head guard with front/rear gutters

Dimensional Drawing



Building on our 80 year history of superior engineering, the EX50 Series delivers on productivity, reliability, and lower life-cycle costs while working your most demanding applications.

EX50 Series

PNEUMATIC TIRE FORKLIFT

STRONG CUSTOMER SATISFACTION

Komatsu Forklift has a strong corporate commitment to produce, deliver and support quality products, and we have always made customer satisfaction our top priority. We will work to the best of our ability to help you maximize your operation's productivity while minimizing costs.

QUALITY PRODUCTS & SERVICES

Komatsu Forklift offers an expanding product line of over 120 electric and internal combustion engine forklift models with capacities from 3,000 to 35,000 pounds. We back them with a complete warranty program, superior service, and genuine OEM parts.

CONTACT YOUR DEALER TODAY

Your nearby Komatsu Forklift dealer is ready to assist you. Ask about financing and leasing programs that can be tailored to your business plan. Forklifts for your specific applications and workplace are waiting for you now.

KOMATSU DEALER NETWORK

Komatsu Forklift has over 195 dealer locations throughout the United States, Canada, Mexico, the Caribbean, and Central and South America. Komatsu dealers are staffed with dedicated teams of professionals who are trained to meet your forklift needs.



THE KOMATSU HERITAGE

As part of the Komatsu family, we have a proud heritage of excellence in equipment design and manufacturing. Since 1921 Komatsu has been a global leader in the construction and mining equipment industry. And since 1945, we have built upon that heritage by producing innovative, high-quality, durable forklifts to meet and exceed the needs of our customers.



KOM90-01

©2013 Komatsu America Corp.

Printed in USA

AD10(2M)CCi

10/13 (EV-1)

KOMATSU®

www.KomatsuAmerica.com

www.KomatsuForkliftUSA.com



Komatsu America Corp. is an authorized licensee of Komatsu Ltd. Materials and specifications are subject to change without notice. Photos may include optional equipment. **KOMATSU®** is a registered trademark of Komatsu Ltd., Japan